

Ref. :

Date :

Date: 07-01-2015

To,
The Deputy Manager
Dept. of Corporate Services
Bombay Stock Exchange Limited
Phiroze Jeejeebhoy Tower,
Dalal Street,
Mumbai – 400 001.

Company Code No.: 531456

**SUB: SUBMISSION OF SHAREHOLDING PATTERN FOR THE QUARTER ENDED
ON 31ST DECEMBER, 2014 : CLAUSE – 35**

Dear Sir,

In due compliance of Clause – 35 of the Listing Agreement executed with the Stock Exchange(s), we hereby file the shareholding pattern of the Company in the prescribed form for the quarter ended on 31st December, 2014.

This is for your kind information and record please.

Thanking You,
Yours faithfully,
For, Minaxi Textiles Limited



Bharatbhai P. Patel
Managing Director

Encl.: as above

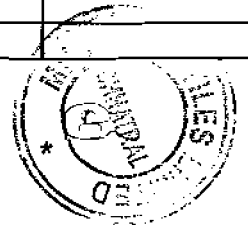
MINAXI TEXTILES LIMITED

Introductory sub-table (I)(a)			
Name of the Company: Minaxi Textiles Limited			
Scrip Code : 531456			
Name of the scrip : Minaxi			
Class of security: Equity			
Quarter ended: 31-12-2014			
Partly paid-up shares:-	No. of partly paid-up shares	As a % of total no. of partly paid-up shares	As a % of total no. of shares of the company
Held by promoter/promoter group	0	0	0
Held by public	0	0	0
Total - D	0	0	0
Outstanding convertible securities:-	No. of outstanding securities	As a % of total no. of outstanding convertible securities	As a % of total no. of shares of the company, assuming full conversion of the convertible securities
Held by promoter/promoter group	0	0	0
Held by public	0	0	0
Total - E	0	0	0
Warrants:-	No. of warrants	As a % of total no. of warrants	As a % of total no. of shares of the company, assuming full conversion of warrants
Held by promoter/promoter group	0	0	0
Held by public	0	0	0
Total - F	0	0	0
Total paid-up capital of the company, assuming full conversion of warrants and convertible securities	49416000	100.00	100.00



MINAXI TEXTILES LIMITED

Statement Showing Shareholding Pattern								
Table (I)(a)								
Category code	Category of Shareholder	Number of Shareholders	Total number of shares	Number of shares held in dematerialized form	Total shareholding as a percentage of total number of shares		Shares Pledged or otherwise encumbered	
					As a percentage of(A+B) ¹	As a percentage of (A+B+C)	Number of shares	As a percentage
(I)	(II)	(III)	(IV)	(V)	(VI)	(VII)	(VIII)	(IX)= (VIII)/(IV)*100
(A)	Shareholding of Promoter and Promoter Group²							
1	Indian							
(a)	Individuals/ Hindu Undivided Family	12	18717713	18698713	37.88	37.88	0	0.00
(b)	Central Government/ State Government(s)	0	0	0	0.00	0.00	0	0.00
(c)	Bodies Corporate	0	0	0	0.00	0.00	0	0.00
(d)	Financial Institutions/ Banks	0	0	0	0.00	0.00	0	0.00
(e)	Any Others(Specify)	0	0	0	0.00	0.00	0	0.00
	Sub Total(A)(1)	12	18717713	18698713	37.88	37.88	0	0.00
2	Foreign							
a	Individuals (Non-Residents Individuals/ Foreign Individuals)	0	0	0	0.00	0.00	0	0.00
b	Bodies Corporate	0	0	0	0.00	0.00	0	0.00
c	Institutions	0	0	0	0.00	0.00	0	0.00
d	Qualified Foreign Investor	0	0	0	0.00	0.00	0	0.00
e	Any Others(Specify)	0	0	0	0.00	0.00	0	0.00
	Sub Total(A)(2)	0	0	0	0.00	0.00	0	0.00
	Total Shareholding of Promoter and Promoter Group (A)= (A)(1)+(A)(2)	12	18717713	18698713	37.88	37.88	0	0.00




MINAXI TEXTILES LIMITED

Statement Showing Shareholding Pattern


Table (I)(a)

Category code	Category of Shareholder	Number of Shareholders	Total number of shares	Number of shares held in dematerialized form	Total shareholding as a percentage of total number of shares		Shares Pledged or otherwise encumbered	
					As a percentage of(A+B) ¹	As a percentage of (A+B+C)	Number of shares	As a percentage
(I)	(II)	(III)	(IV)	(V)	(VI)	(VII)	(VIII)	(IX)= (VIII)/(IV)*100
(B)	Public shareholding						N.A.	N.A.
1	Institutions							
(a)	Mutual Funds/ UTI	0	0	0	0.00	0.00		
(b)	Financial Institutions / Banks	0	0	0	0.00	0.00		
(c)	Central Government/ State Government(s)	0	0	0	0.00	0.00		
(d)	Venture Capital Funds	0	0	0	0.00	0.00		
(e)	Insurance Companies	0	0	0	0.00	0.00		
(f)	Foreign Institutional Investors	0	0	0	0.00	0.00		
(g)	Foreign Venture Capital Investors	0	0	0	0.00	0.00		
(h)	Qualified Foreign Investor	0	0	0	0.00	0.00		
(i)	Any Other (specify)	0	0	0	0.00	0.00		
	Sub-Total (B)(1)	0	0	0	0.00	0.00		
B 2	Non-institutions							
(a)	Bodies Corporate	100	2419668	2364668	4.90	4.90	N.A.	N.A.
(b)	Individuals							
I	i. Individual shareholders holding nominal share capital upto Rs.1 lakh	4366	18400303	16870703	37.24	37.24		
II	ii. Individual shareholders holding nominal share capital in excess of Rs. 1 lakh.	38	9775272	9438272	19.78	19.78		
(c)	Qualified Foreign Investor	0	0	0	0.00	0.00		
(d)	Any Other (specify)							
(d-i)	Clearing Member	1	5000	5000	0.01	0.01		
(d-ii)	Non-Resident Indian	14	98044	73044	0.20	0.20		
	Sub-Total (B)(2)	4519	30698287	28751687	62.12	62.12		



MINAXI TEXTILES LIMITED

Statement Showing Shareholding Pattern								
Table (I)(a)								
Category code	Category of Shareholder	Number of Shareholders	Total number of shares	Number of shares held in dematerialized form	Total shareholding as a percentage of total number of shares		Shares Pledged or otherwise encumbered	
					As a percentage of(A+B) ¹	As a percentage of (A+B+C)	Number of shares	As a percentage
(I)	(II)	(III)	(IV)	(V)	(VI)	(VII)	(VIII)	(IX)=(VIII)/(IV)*100
(B)	Total Public Shareholding (B)= (B)(1)+(B)(2)	4519	30698287	28751687	62.12	62.12		
	TOTAL (A)+(B)	4531	49416000	47450400	100.00	100.00		
(C)	Shares held by Custodians and against which Depository Receipts have been issued							
1	Promoter and Promoter Group	0	0	0	0	0.00	0	0.00
2	Public	0	0	0	0	0.00	0	0
	Sub-Total (C)	0	0	0	0	0.00	0	0
	GRAND TOTAL (A)+(B)+(C)	4531	49416000	47450400	100.00	100.00	0	0.00




MINAXI TEXTILES LIMITED

(I)(b) Statement showing holding of securities (including shares, warrants, convertible securities) of persons belonging to the category "Promoter and Promoter Group"

Sr. No.	Name of the shareholder	Details of Shares held		Encumbered shares (*)			Details of warrants		Details of convertible securities		.Total shares (including underlying shares assuming full conversion of warrants and convertible securities) as a % of diluted share capital
		Number of shares held	As a % of grand total (A) +(B) +(C)	No.	As a percentage	As a % of grand total (A)+(B)+(C) of sub-clause (I)(a)	Number of warrants held	As a % total number of warrants of the same class	Number of convertible securities held	As a % total number of convertible securities of the same class	
(i)	(ii)	(iii)	(iv)	(v)	(vi)=(v)/(iii)*100	(vii)	(viii)	(ix)	(x)	(xi)	(xii)
1	BHARATBHAI PRABHUDAS PATEL	8977850	18.17	0	0.00	0.00	0	0.00	0	0.00	0.00
2	DINESH PATEL	4438171	8.98	0	0.00	0.00	0	0.00	0	0.00	0.00
3	KIRITKUMAR PATEL	4136606	8.37	0	0.00	0.00	0	0.00	0	0.00	0.00
4	KANUBHAI SOMABHAI PATEL	321702	0.65	0	0.00	0.00	0	0.00	0	0.00	0.00
5	NIRMAL BHARATBHAI PATEL	745803	1.51	0	0.00	0.00	0	0.00	0	0.00	0.00
6	SUJALBHAI KANUBHAI PATEL	97581	0.20	0	0.00	0.00	0	0.00	0	0.00	0.00
TOTAL		18717713	37.88	0	0.00	0.00	0	0.00	0	0.00	0.00


(*) The term "encumbrance" has the same meaning as assigned to it in regulation 28(3) of the SAST Regulations, 2011



MINAXI TEXTILES LIMITED

(I)(c)(i) Statement showing holding of securities (including shares, warrants, convertible securities) of persons belonging to the category "Public" and holding more than 1% of the total number of shares

Sr. No.	Name of the shareholder	Number of shares held	Shares as a percentage of total number of shares {i.e., Grand Total (A)+(B)+(C) indicated in Statement at para (I)(a) above}	Details of warrants		Details of convertible securities		Total shares (including underlying shares assuming full conversion of warrants and convertible securities) as a % of diluted share capital
				Number of warrants held	As a % total number of warrants of the same class	Number of convertible securities held	% w.r.t total number of convertible securities of the same class	
1	MUKESH PURSHOTTAMDAS PATEL	2622720	5.31	0	0.00	0	0.00	0.00
2	M P PATEL INFRASTRUCTURES PVT LTD	1127830	2.28	0	0.00	0	0.00	0.00
3	SUMAN S ASRANI	743250	1.50	0	0.00	0	0.00	0.00
4	SHAH KENUL HEMANTKUMAR	563693	1.14	0	0.00	0	0.00	0.00
5	SAROJDEVI SATYANARAYAN KABRA	523190	1.06	0	0.00	0	0.00	0.00
TOTAL		5580683	11.29	0	0.00	0	0.00	0.00



MINAXI TEXTILES LIMITED


(D)(c)(ii) Statement showing holding of securities (including shares, warrants, convertible securities) of persons (together with PAC) belonging to the category "Public" and holding more than 5% of the total number of shares of the company

Sr. No.	Name(s) of the shareholder(s) and the Persons Acting in Concert (PAC) with them	Number of shares	Shares as a percentage of total number of shares {i.e., Grand Total (A)+(B)+(C) indicated in Statement at para (I)(a) above}	Details of warrants		Details of convertible securities		Total shares (including underlying shares assuming full conversion of warrants and convertible securities) as a % of diluted share capital
				Number of warrants	As a % total number of warrants of the same class	Number of convertible securities held	% w.r.t total number of convertible securities of the same class	
1	MUKESH PURSHOTTAMDAS PATEL (Public)	2622720	5.31	0	0.00	0	0.00	0.00
TOTAL		2622720	5.31	0	0.00	0	0.00	0.00

MINAXI TEXTILES LIMITED

(D)(d) Statement showing details of locked-in shares

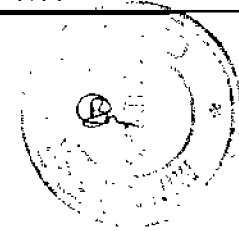
Sr. No.	Name of the shareholder	Number of locked-in shares	Locked-in shares as a percentage of total number of shares {i.e., Grand Total (A)+(B)+(C) indicated in Statement at para (I)(a) above}
1	Nil	0	0.00
TOTAL		0	0.00



MINAXI TEXTILES LIMITED

(II)(a) Statement showing details of Depository Receipts (DRs)

Sr. No.	Type of outstanding DR (ADRs, GDRs, SDRs, etc.)	Number of outstanding DRs	Number of shares underlying outstanding DRs	Shares underlying outstanding DRs as a percentage of total number of shares {i.e., Grand Total (A)+(B)+(C) indicated in Statement at para (I)(a) above}
1	Nil	0	0	0.00
TOTAL		0	0	0.00



MINAXI TEXTILES LIMITED

(II)(b) Statement showing holding of Depository Receipts (DRs), where underlying shares held by "promoter/promoter group" are in excess of 1% of the total number of shares

Sr. No.	Name of the DR Holder	Type of outstanding DR (ADRs, GDRs, SDRs, etc.)	Number of shares underlying outstanding DRs	Shares underlying outstanding DRs as a percentage of total number of shares {i.e., Grand Total (A)+(B)+(C) indicated in Statement at para (I)(a) above}
1	Nil	0	0	0.00
TOTAL		0	0	0.00

